

Digital chronothermostats



Geolocation



Comfort



Energy
savings



Ecological



Flexibility



Heating and
cooling



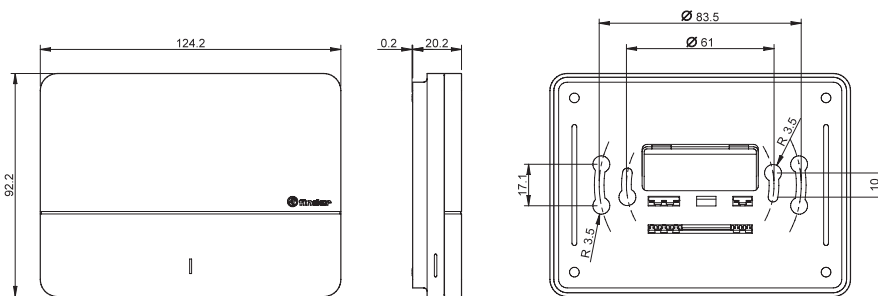
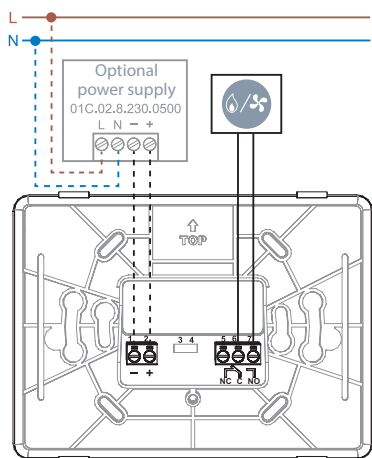
Building
automation



Smart thermostat BLISS2

- Remote management via the app (Android or iOS) thanks to the Wi-Fi GATEWAY, 1Y.GU.005.1
- Without internet connection, the BLISS2 can be set up via GATEWAY using the Bluetooth communication
- Stunning design LED matrix display
- Touch keys
- 3x batteries, type AAA (estimated electrical life of 1.5 years)
- Timed manual operation from 1 hour to 99 hours, or permanent mode
- Summer/winter function
- Temperature setting +5...+37°C
- Humidity sensor 1%...99%
- Contact rating 5 A 250 V AC
- Perfect for direct surface mounting or installation over "503" or 60 mm round wall boxes

NEW 1C.B1 BLISS2




Colour	Smart thermostat BLISS2
White	1C.B1.9.005.0007
Technical features	
Sensing element	Electronic sensor
Supply	3 batteries 1.5 V AAA or with optional external power supply (page 4)
Contact configuration	1 CO (SPDT)
Contact rating	5 A/250 V AC
Display range	0...+50 °C
Temperature setting range	+5...+37 °C
Temperature differential	0.1...0.9 °C / settable by app
Humidity sensor	1...99%
Nighttime set-back	—
Independently set temperature levels	from 5...37 °C
Protection category	IP 20
Mounting	Surface
Display resolution	0.1 °C
Accuracy at +20 °C	+/-0.5 °C
Frost Protection	+5 °C
Weekly/Daily	Weekly settable via app
Minimum programming interval	15 minute
Energy saving function	Geolocation
Push buttons	Touch keys
Back-light display	YES
Communications	868MHz RF and Wi-Fi via GATEWAY Type 1Y.GU.005.1
App programming	YES
Approvals (according to type)	CE UK EAC



BLISS2

With BLISS2

- Read the room Relative Humidity value
- Program the thermostat in manual mode
- Manage the thermostat remotely via the Finder YOU app
- Manage the room temperature through voice assistants




%HR

Display of Relative Humidity currently present in the atmosphere.



ROOM TEMPERATURE

Thermostat is set to AUTOMATIC mode (AUTO) and will respond to programming via the app.



SETTINGS MENU

From here you can access the device settings.

Type 1Y.GU.005.1 Second generation GATEWAY

GATEWAY

The second generation GATEWAY (1Y.GU.005.1) integrates perfectly with Finder's YESLY comfort living system and BLISS2.

With the installation of GATEWAY, BLISS2 and other Finder smart home YESLY products you have the ability to check or change your home's temperature, turn on the lights, close the shutters, or recall customized scenarios via Wi-Fi, all by using the dedicated Finder YOU app.

And importantly, even with the loss of the Wi-Fi network your BLISS2 and YESLY devices will still be controllable via Bluetooth.



Up to 10 BLISS2 can be paired with each GATEWAY



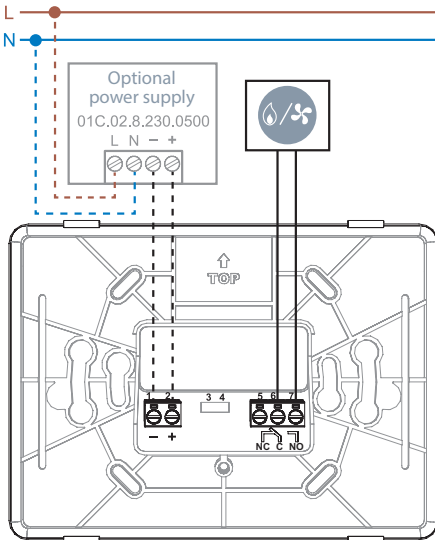


Type 01C.02.8.230.0500 Power supply for smart thermostat BLISS2

This power supply is perfect for installations with multiple thermostats, in both the residential and commercial sectors. In particular: hotel, B&B, offices and similar.

- Rated power: 2 W
- Nominal voltage: 110...230 V AC
- Output voltage: 5 V DC
- Ambient temperature range: 0...40°C
- Maximum cable length between power supply and BLISS2:
40 m (2x1.5 mm² flexible cable)

When using the smart thermostat BLISS2 with the external power supply, the batteries **MUST** be removed.



With Finder YOU app

- Remotely manage the thermostat easily and intuitively
- Create and edit weekly time schedules
- Share and manage your thermostat from multiple smartphones and different users
- Control multiple thermostats within the same house or in different homes
- Check the working time of the heating system and monitor its performance by viewing the deviation between the set and measured temperatures
- Set the AUTO-AWAY geolocation energy saving function



The BLISS2 thermostat is available in two different packs:



Packaging code: 1C.B1.9.005.0007.POA

This bundle contains 1 BLISS2 thermostat + 1 GATEWAY.
The GATEWAY is essential for working in smart mode, and is able to pair with up to 10 BLISS2 devices.



BLISS2
Thermostat
1C.B1.9.005.0007



GATEWAY
GATEWAY
1Y.GU.005.1

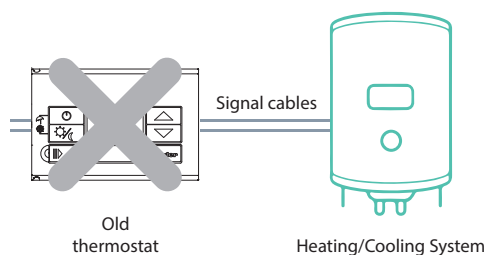


Packaging code: 1C.B1.9.005.0007

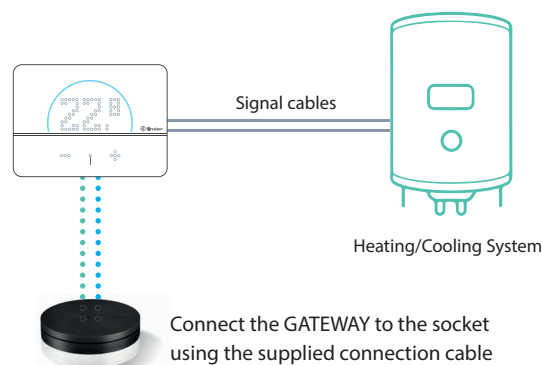
This package contains a single BLISS2 thermostat and is for those who need to install multiple devices and are already in possession of the appropriate GATEWAY.

Easily replace your old wall-mounted thermostat

BLISS2 is a simple solution for replacing an existing thermostat whether it be powered by a battery or wired to a power supply, or whether it is directly surface mounted or fitted on an electrical wall box.



To use BLISS2 in smart mode, simply connect the GATEWAY to the electrical socket and pair the devices via the FINDER YOU app. You can replace any Finder or other brand of thermostat*.



* For thermostats with equivalent underlying functionality.
For more information or assistance, contact our local sales office or toll-free number

Radio frequency remote actuator for BLISS2

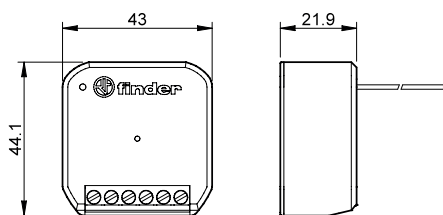
NEW 13.21.8.230.S000

Type 13.21.8.230.S000

- 868 MHz long-range radio frequency transmission
- Multi-zone heating/cooling function
- Hygrostat function combined with the BLISS2 thermostat
- Compatible with the BLISS2 smart thermostat

13.21

Screw terminals

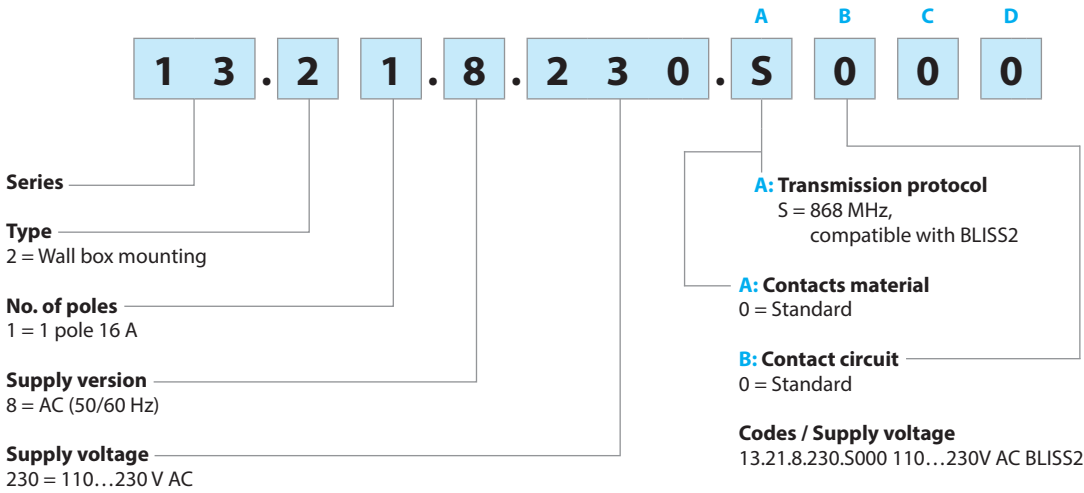


- 1 CO (SPDT) 16 A 250 V AC
- Compatible with BLISS2 smart thermostat
- Heating/cooling systems - direct or solenoid control
- It can be used in dehumidification or forced ventilation systems

Contact specification		
Contact configuration		1 CO (SPDT)
Rated current	A	16
Rated voltage/ Maximum switching voltage	V AC	250
Rated load AC1	VA	3600
Rated load AC15 (230 V AC)	VA	600
Single phase motor rating (230 V AC)	W	500
Nominal lamp rating 230V:		
incandescent/halogen W		—
fluorescent tubes with electronic ballast W		—
fluorescent tubes with electromagnetic ballast W		—
CFL W		—
LED 230 V W		—
LV halogen or LED with electronic ballast W		—
LV halogen or LED with electromagnetic ballast W		—
Supply specification		
Nominal voltage (U _N)	V AC (50/60 Hz)	110...230
	V DC	—
Rated power AC/DC	V A (50 Hz)/W	2.8 / 0.8
Operating range	AC (50 Hz)	(0.8...1.1)U _N
	DC	—
Technical data		
Electrical life at rated load in AC1	cycles	50 · 10 ³
Maximum impulse duration		—
Dielectric strength between: open contacts	V AC	1000
Ambient temperature range	°C	-10...+50
Protection category		IP 20
Approvals (according to type)		

Ordering information

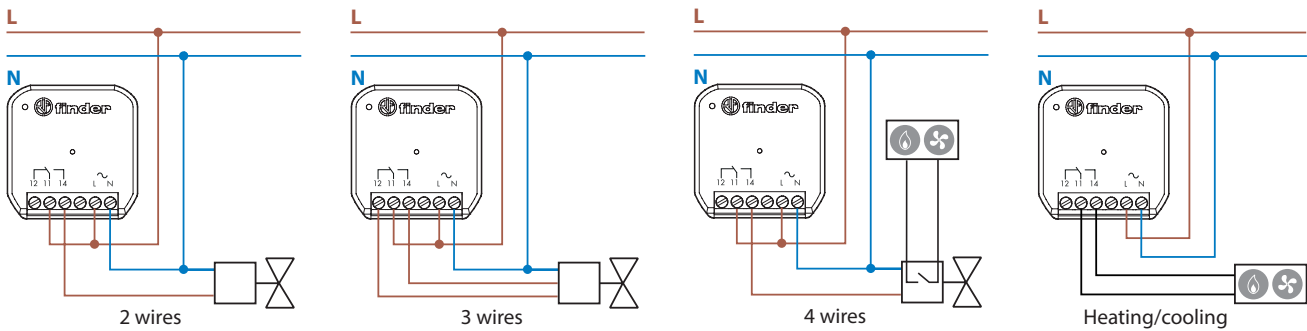
Example: radio frequency remote actuator.



Wiring diagrams

Type 13.21.8.230.S000

Solenoid valve with 2, 3 and 4 wires or direct connection



Example of connection with a 230 V AC solenoid valve, always refer to the technical characteristics of the solenoid valve.

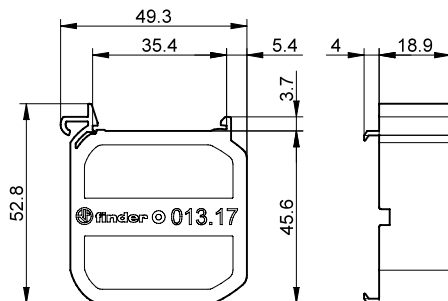
Accessories



013.17

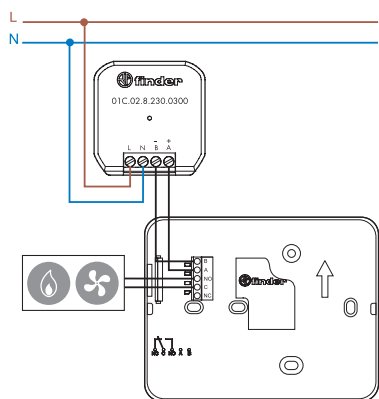
Adapter for DIN rail, to install devices 13.21 in the electrical panel.

013.17



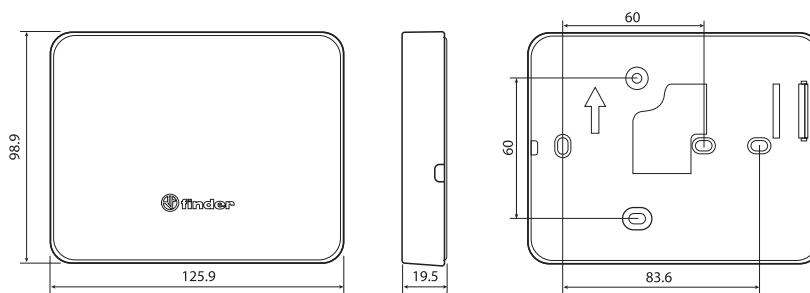
Wi-Fi Chronothermostat

- Remote management via the app (Android or iOS)
- Manual, or guided app programming
- Stunning design
- Touch keys
- 4 batteries 1.5 V AA
- Summer/winter function
- PIN lock padlock function
- Setting 5...37°C
- Contact rating 5 A 250 V AC



Wiring diagram

1C.91



Colour	Weekly Chronothermostat
White	1C.91.9.003.0W07
Technical features	
Sensing element	NTC
Supply	4 batteries 1.5 V AA
Contact configuration	1 CO (SPDT)
Contact rating	5 A/250 V AC
Display range	0...+50 °C
Temperature setting range	+5...+37 °C
Temperature differential	0.2 °C self-adjusting / settable by app
Temperature rate of change	—
Nighttime set-back	—
Independently set temperature levels	from 5...37 °C
Thermostat lock	3 digit PIN
Protection category	IP 20
Mounting	Surface
Display resolution	0.1 °C
Accuracy at +20 °C	+/-0.5 °C
Frost Protection	+5 °C
Weekly/Daily	Weekly
Minimum programming interval	1 hour
Energy saving function	Geolocation
Push buttons	Touch keys
Supervisory control	NO
Back-light display	YES
Communications	Wi-Fi
App programming	YES
Approvals (according to type)	CE UK EAC

Programming mode with Wi-Fi

Remote control

The Finder YOU app allows you to manage your BLISS Wi-Fi chronothermostat wherever you are.

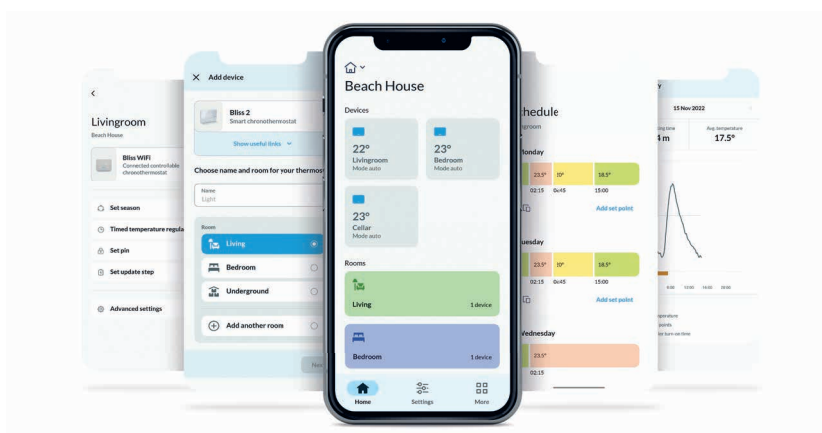
Connecting your BLISS Wi-Fi to the home network you can:

- decide to change the set temperature at any time
- activate the **AUTOAWAY** function to save energy automatically when you leave home
- create your favorite weekly or daily programs
- manage all your chronothermostats in your home or in different homes
- share your **BLISS** settings with other users

New app for quick and easy programming



AVAILABLE ON



Touch keys

Turn on the display using the "Finder" button

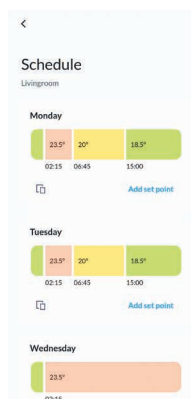
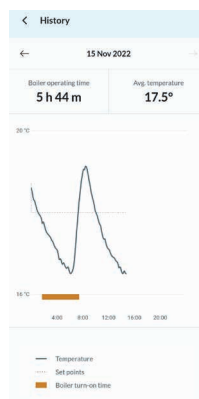


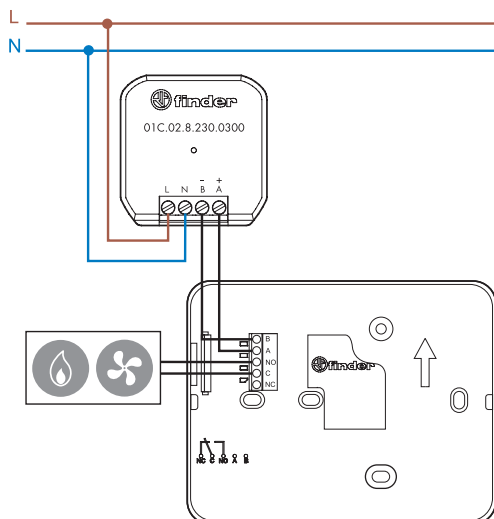
Adjustment



Statistics and Reporting

Manage the consumption history over a selected period. Optimize the heating by monitoring the boiler switch-on times for greater energy savings.





Type 01C.02.8.230.0300 Power supply for chronothermostat BLISS Wi-Fi

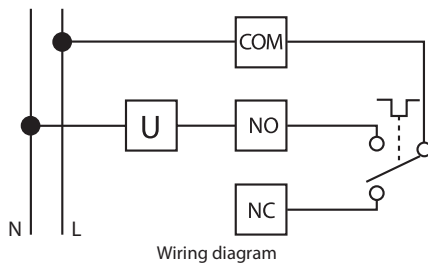
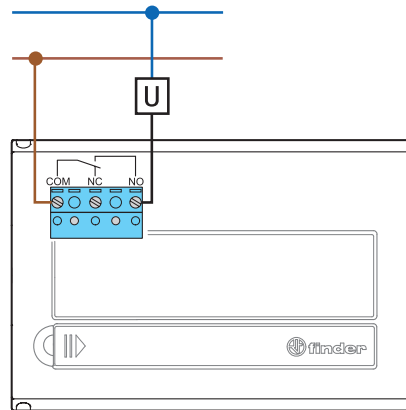

- Rated power: 2 W
- Nominal voltage: 110...230 V AC
- Output voltage: 3.3 V DC
- Ambient temperature range: 0...40 °C
- Maximum cable length between power supply and chronothermostat BLISS Wi-Fi: 10 m (2x1.5 mm² flexible cable)




When using the chronothermostat with the external power supply, the batteries **MUST** be removed.

Within the application, in the "Update time" section, Level 4 (fast connection) can be set.

Digital touch basic room chronothermostat

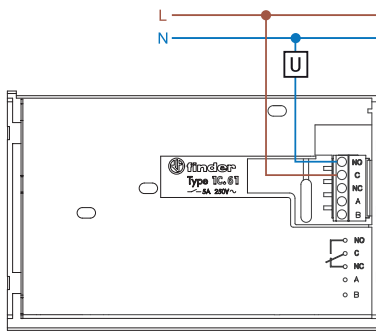
- Touch display with guided programming
- Ultra-compact design
- 3 programmable temperature levels
- Functions: party program, recalibration of displayed temperature, manual timed with calendar setting, frost protection, pump anti-seizure and calibration functions
- Summer/Winter switch
- Simple touch screen blocking or full 3-digit PIN lock
- Calendar with automatic leap year & daylight-saving updates
- Partial display block or full lock with PIN code
- Multi-function and multi-touch buttons
- Surface mounting over 3 module wall box (eg. type 503)

**1C.71**

Colour	Weekly Program
White	1C.71.9.003.0007
Technical features	
Sensing element	NTC
Supply	2 batteries 1.5 V AAA
Contact configuration	1 CO (SPDT)
Contact rating	5 A/250 V AC
Display range	0...+50 °C
Temperature setting range	+5...+37 °C
Temperature differential	0.1...0.9 °C
Temperature rate of change	—
Nighttime set-back	—
Independently set temperature levels	3
Thermostat lock	Basic or 3 digit PIN
Protection category	IP 20
Mounting	Surface
Display resolution	0.1 °C
Accuracy at +20 °C	+/-0.5 °C
Frost Protection	+2...+8 °C
Weekly/Daily	Weekly
Minimum programming interval	1 hour
Energy saving function	—
Push buttons	Touch screen
Supervisory control	NO
Back-light display	NO
Communications	—
App programming	—
Approvals (according to type)	  

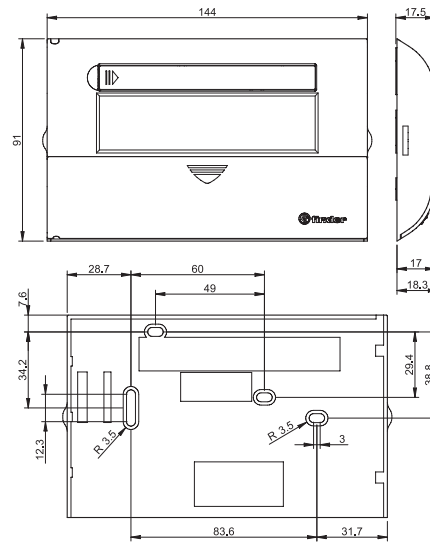
Digital “touch slide” chronothermostat

- Touch display with guided programming
- Chronothermostat “touch slide” ultra-thin 17 mm only with wide display
- Easy to use
- Summer/Winter switch
- 24 point for temperature setting
- Basic display lock or advanced with PIN, with storage of all settings
- Minimum interval setting 15 minutes
- The weekly function allows each day to be set to, automatic mode, hand mode, or OFF
- Calibration function
- Input for remote control
- Dynamic icons
- Surface mounting over 3 module wall box (eg. type 503)



Wiring diagram

1C.61



Colour	Daily Program
White RAL 9010	1C.61.9.003.0101
Technical features	
Sensing element	NTC
Supply	2 batteries 1.5 V AAA
Contact configuration	1 CO (SPDT)
Contact rating	5 A/250 V AC
Display range	0...+50 °C
Temperature setting range	+5...+37 °C (with sliders: winter +6...+24 °C/ summer +18...+30 °C)
Temperature differential	0.1...0.9 °C
Temperature rate of change	—
Nighttime set-back	—
Independently set temperature levels	Sliders
Thermostat lock	Basic or 3 digit PIN
Protection category	IP 20
Mounting	Surface
Display resolution	0.5 °C
Accuracy at +20 °C	+/-0.5 °C
Frost Protection	+2...+8 °C
Weekly/Daily	Daily + 7 Daily
Minimum programming interval	1 h or 15 minutes - daily/weekly (weekly: only Auto, Manual and OFF mode)
Energy saving function	—
Push buttons	Touch screen
Supervisory control	NO
Back-light display	YES
Communications	—
App programming	—
Approvals (according to type)	CE UK EAC

