

**Basic features**

<b>Approval/Conformity</b>	CE UKCA cULus IO-Link WEEE
<b>Display</b>	yes
<b>Scope of delivery</b>	Part label (20x) Port cover M12 (4x) Grounding strap Lock washer Short guide M4x6 screw
<b>Style</b>	Two-row
<b>Supported web browsers</b>	Google Chrome Mozilla Firefox

**Display/Operation**

<b>Actuator supply UA, indicator</b>	Green LED
<b>IO-Link communication indicator</b>	Green LED
<b>Sensor supply US indicator</b>	Green LED
<b>Switching function display</b>	LED yellow

**Electrical connection**

<b>Connection (COM 1)</b>	M12x1-Female, 4-pin, D-coded
<b>Connection (COM 2)</b>	M12x1-Female, 4-pin, D-coded
<b>Connection (supply voltage IN)</b>	7/8"-Male, 5-pin
<b>Connection (supply voltage OUT)</b>	7/8"-Female, 5-pin
<b>Connection slots</b>	8x M12x1-Female, 5-pin, A-coded
<b>Contact, surface protection</b>	NiAu

**Electrical data**

<b>Address range</b>	IPV4
<b>Configurable inputs/outputs</b>	yes
<b>Current sum UA, actuator</b>	9.0 A
<b>Current sum US, sensor</b>	9.0 A
<b>IO-Link function</b>	Master
<b>Operating voltage Ub</b>	18...30.2 VDC
<b>Output current max.</b>	2 A short-circuit proof and overload-proof
<b>Output current max., note</b>	short-circuit proof and overload-proof
<b>Rated operating voltage Ue DC</b>	24 V
<b>Transfer rate</b>	10/100 Mbit/s

Network Blocks  
**BNI PNT-508-105-Z015**  
Order Code: BNI005H

# BALLUFF

## Environmental conditions

---

Ambient temperature	-5...70 °C
Ambient temperature UL max.	45 °C
EN 60068-2-6, Vibration	5...61 Hz, constant amplitude 1 mm 61...500 Hz, constant acceleration 15 g
IP rating	IP67, when threaded in
Storage temperature	-25...70 °C

## Functional safety

---

MTTF (40 °C)	49 a
--------------	------

## Interface

---

Auxiliary interfaces	8x IO-Link
Conformity class	B
Digital inputs	16x PNP, Type 3
Digital outputs	16x PNP
Fast Start-Up (FSU)	yes
IO-Link version	1.1
Interface	Profinet I/O
Netload class	III
Port-class	Type A

## Material

---

Gasket, material	FKM 75
Housing material	Zinc, Die casting
Housing shield	yes
Surface protection	Cu 15 µm Ni 15 µm

## Mechanical data

---

Dimension	68 x 37.9 x 224 mm
Mounting ground strap	M4
Mounting part	2-hole screw mount

## Remarks

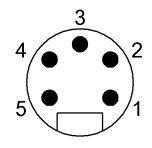
---

See short guide

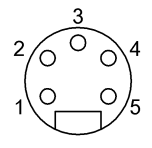
For more information about MTTF and B10d see MTTF / B10d Certificate

Indication of the MTTF- / B10d value does not represent a binding composition and/or life expectancy assurance; these are simply experiential values with no warranty implications. These declared values also do not extend the expiration period for defect claims or affect it in any way.

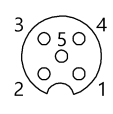
**Connector Drawings**



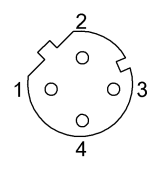
**Power IN**  
 PIN 1: 0V  
 PIN 2: 0V  
 PIN 3: Function ground  
 PIN 4: Sensor and bus supply.  
 PIN 5: Actuator supply



**Power Out**  
 PIN 1: 0V  
 PIN 2: 0V  
 PIN 3: Function ground  
 PIN 4: Sensor and bus supply.  
 PIN 5: Actuator supply



**IO-Link**  
 PIN 1: +24V  
 PIN 2: In-/output/Diagnostics  
 PIN 3: 0V  
 PIN 4: IO-Link/In-/Output  
 PIN 5: n.c.



**Profinet Port**  
 PIN 1: TD+  
 PIN 2: RD+  
 PIN 3: TD-  
 PIN 4: RD-